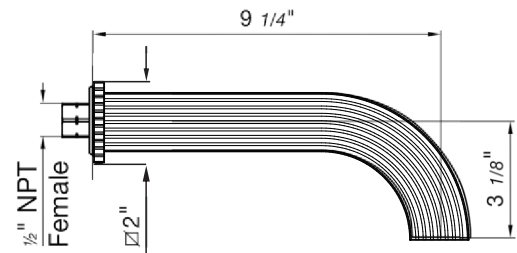



GROOVY - FV103/F4.17.0

Tub wall spout 1/2" Fem NPT connection.
Pico salida.

FRANZ
VIEGENER



FEATURES

CARACTERÍSTICAS

- All brass construction.
Producto realizado íntegramente en latón.


FLOW RATE

CAUDAL

- Maximum flow rate 11,5 gpm (43,7 L/min) at 58 PSI (4 kg/cm²)
Caudal máximo 11,5 gpm (43,7 L/min) tomado a 58 PSI (1,4 kg/cm²)

COLOR / FINISHES

COLOR / ACABADOS



ITEM DETAILS

DETALLE DE PRODUCTO

COMPLIANCE

CERTIFICACIONES

