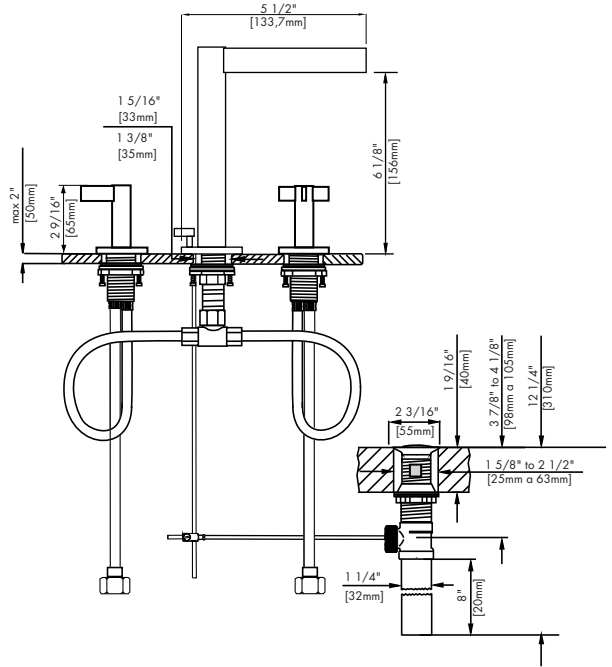


LOLLIPOP - FV201/J2

Widespread lavatory faucet with push-down pop-up drain assembly.
 Juego de lavatorio con desagüe "pop up".

FRANZ
VIEGENER




FEATURES

CARACTERÍSTICAS

- All brass construction.
Producto realizado íntegramente en latón.
- Brass valve bodies.
Cuerpos de válvulas fabricados en latón.
- Quarter-turn ceramic cartridges.
Cartuchos cerámicos de 1/4 de giro.
- Stationary spout with recessed aerator device.
Pico con aireador oculto.
- Flexible SS connectors with sediment screens.
Flexibles con conectores SS y filtro de sedimento.

COLOR / FINISHES

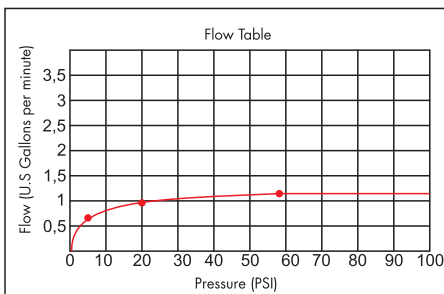
COLOR / ACABADOS



FLOW RATE

CAUDAL

- Maximum flow rate 1,2 gpm (4,5 l/min).
Caudal máximo 1,2 gpm (4,5 l/min).



ITEM DETAILS

DETALLE DE PRODUCTO

COMPLIANCE

CERTIFICACIONES

